

# 2022-23 Texas Academic Performance Report (TAPR)

District Name: MCKINNEY ISD

Campus Name: GLEN OAKS EL

Campus Number: 043907109

This page is intentionally blank.

Texas Education Agency  
2022-23 STAAR Performance (TAPR)  
GLEN OAKS EL (043907109) - MCKINNEY ISD - COLLIN COUNTY

School  
Year

State

District

Campus

African  
American

Hispanic

White

American  
Indian

Asian

Pacific  
Islander

Special  
Ed  
(Former)

Continu-  
ously  
Enrolled









Texas Education Agency  
2022-23 STAAR Performance (TAPR)  
GLEN OAKS EL (043907109) - MCKINNEY ISD - COLLIN COUNTY

	School Year	State	District	Campus	African American	Hispanic	White	American Indian	Asian	Pacific Islander	Two or More Races	Special Ed (Current)	Special Ed (Former)	Continuously Enrolled	Non-Continuously Enrolled	Econ Disadv	EB & EL (Current & Monitored)
Reading and Mathematics Including EOC	2023	38%	46%	77%	67%	71%	78%	-	80%	-	*	62%	*	76%	80%	44%	*
	2022	36%	47%	74%	50%	58%	82%	-	88%	-	78%	54%	*	72%	81%	80%	*
Reading Including EOC	2023	48%	58%	79%	67%	71%	82%	-	80%	-	*	62%	*	79%	80%	44%	*
	2022	54%	64%	86%	67%	79%	91%	-	88%	-	89%	69%	*	86%	86%	90%	*
Math Including EOC	2023	48%	55%	84%	83%	86%	83%	-	80%	-	*	69%	*	84%	84%	67%	*
	2022	43%	52%	79%	50%	68%	82%	-	100%	-	89%	62%	*	77%	86%	80%	*
5th Graders																	
Reading and Mathematics	2023	43%	54%	75%	40%	75%	80%	-	75%	-	70%	58%	50%	79%	67%	55%	*
	2022	41%	48%	61%	*	36%	66%	-	80%	*	*	38%	*	63%	53%	13%	*
Reading and Mathematics Including EOC	2023	43%	54%	75%	40%	75%	80%	-	75%	-	70%	58%	50%	79%	67%	55%	*
	2022	41%	48%	61%	*	36%	66%	-	80%	*	*	38%	*	63%	53%	13%	*
Reading Including EOC	2023	57%	69%	88%	60%	90%	92%	-	88%	-	80%	58%	67%	89%	85%	73%	*
	2022	58%	68%	80%	*	91%	80%	-	80%	*	*	62%	*	79%	84%	50%	*
Math Including EOC	2023	51%	61%	81%	40%	80%	84%	-	88%	-	80%	58%	83%	83%	74%	64%	*
	2022	48%	54%	63%	*	36%	68%	-	100%	*	*	38%	*	65%	58%	13%	*
3rd - 8th Graders																	
Reading and Mathematics	2023	37%	49%	73%	50%	73%	75%	-	82%	-	67%	60%	62%	73%	74%	55%	71%
	2022	34%	45%	68%	42%	57%	72%	-	88%	*	69%	49%	86%	69%	66%	42%	71%
Reading and Mathematics Including EOC	2023	39%	53%	73%	50%	73%	75%	-	82%	-	67%	60%	62%	73%	74%	55%	71%
	2022	36%	48%	68%	42%	57%	72%	-	88%	*	69%	49%	86%	69%	66%	42%	71%
Reading Including EOC	2023	53%	67%	83%	57%	80%	85%	-	88%	-	78%	65%	85%	83%	81%	62%	71%
	2022	53%	63%	85%	67%	84%	86%	-	88%	*	92%	67%	86%	85%	86%	65%	86%
Math Including EOC	2023	47%	59%	77%	57%	80%	78%	-	88%	-	72%	63%	77%	78%	77%	66%	86%
	2022	43%	56%	71%	42%	61%	73%	-	100%	*	77%	51%	86%	72%	69%	42%	86%

\* Indicates results are masked due to small numbers to protect student confidentiality.

- Indicates there are no students in the group.

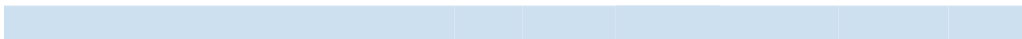

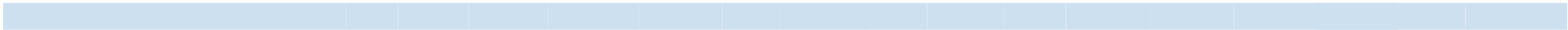


























There is no data for this campus.



Texas Education Agency  
2022-23 Other Postsecondary Indicators (TAPR)  
GLEN OAKS EL (043907109) - MCKINNEY ISD - COLLIN COUNTY

There is no data for this campus.

Texas Education Agency  
 2022-23 Student Information (TAPR)  
 GLEN OAKS EL (043907109) - MCKINNEY ISD - COLLIN COUNTY

Student Information	Membership				Enrollment			
	Campus		District	State	Campus		District	State
	Count	Percent			Count	Percent		
Total Students	526	100.0%	23,174	5,504,150	526	100.0%	23,342	5,518,432


Texas Education Agency  
 2022-23 Student Information (TAPR)  
 GLEN OAKS EL (043907109) - MCKINNEY ISD - COLLIN COUNTY


Student Information	Membership				Enrollment			
	Campus		District	State	Campus		District	State
	Count	Percent			Count	Percent		
Students w/ Dyslexia	29	5.5%	9.4%	5.5%	29	5.5%	9.3%	5.5%
Foster Care	0	0.0%	0.1%	0.2%	0	0.0%	0.1%	0.2%
Homeless	1	0.2%	1.4%	1.3%	1	0.2%	1.4%	1.3%
Immigrant	15	2.9%	2.4%	2.2%	15	2.9%	2.3%	2.2%
Migrant	0	0.0%	0.0%	0.3%	0	0.0%	0.0%	0.3%
Title I	0	0.0%	16.3%	64.6%	0	0.0%	16.4%	64.6%
Military Connected	44	8.4%	5.5%	3.6%	44	8.4%	5.5%	3.6%
At-Risk	56	10.6%	31.9%					



Ethnicity:

Texas Education Agency  
 2022-23 Staff Information (TAPR)  
 GLEN OAKS EL (043907109) - MCKINNEY ISD - COLLIN COUNTY

Staff Information	----- Campus -----		District	State
	Count/Average	Percent		
Total Staff	53.0	100.0%	100.0%	100.0%
Professional Staff:	45.4	85.6%	75.7%	64.1%
Teachers	34.9	65.8%	58.5%	48.7%
Professional Support	8.0	15.2%	10.5%	10.9%
Campus Administration (School Leadership)	2.5	4.7%	4.8%	3.3%
Educational Aides:	7.6	14.4%	10.9%	11.3%
Librarians and Counselors (Headcount):				
Full-time Librarians	1.0	n/a	22.0	4,258.0
Part-time Librarians	0.0	n/a	7.0	646.0
Full-time Counselors	1.0	n/a	59.0	13,815.0
Part-time Counselors	0.0	n/a	1.0	1,240.0
Total Minority Staff:	8.1	15.3%	26.8%	53.2%
Teachers by Ethnicity:				
African American	2.0	5.7%	7.2%	11.8%
Hispanic	2.1	6.1%	12.7%	29.6%
White	38.9	73.2%	75.1%	87.4%



Texas Education Agency  
 2022-23 Staff Information (TAPR)  
 GLEN OAKS EL (043907109) - MCKINNEY ISD - COLLIN COUNTY

	----- Campus -----		District	State
Staff Information	Count/Average	Percent		
Number of Students per Teacher	15.1	n/a	14.6	14.8

Staff Information	Campus	District	State
Experience of Campus Leadership:			
Average Years Experience of Principals	9.0	8.2	

\_\_\_\_\_

\_\_\_\_\_

\_\_\_\_\_

\_\_\_\_\_

\_\_\_\_\_



Texas Education Agency  
2022-23 Staff Information (TAPR)  
GLEN OAKS EL (043907109) - MCKINNEY ISD - COLLIN COUNTY

- Indicates there is no data for the item.
- \* Indicates results are masked due to small numbers.
- \*\* When only one student disability or assessment group is masked, then the second smallest student disability or assessment group is masked regardless of size.
- n/a Indicates data reporting is not applicable for this group.
- ? Indicates that the data for this item were statistically improbable or were reported outside a reasonable range.