

This page is intentionally blank.

Texas Education Agency
2022-23 STAAR Performance (TAPR)
MCKINNEY H S (043907002) - MCKINNEY ISD - COLLIN COUNTY


School Year	State	District	Campus	African American	Hispanic	White	American Indian	Asian	Pacific Islander	Two or More Races	Special Ed (Current)	Special Ed (Former)	Continuously			
-------------	-------	----------	--------	------------------	----------	-------	-----------------	-------	------------------	-------------------	----------------------	---------------------	--------------	--	--	--

Texas Education Agency
2022-23 STAAR Performance (TAPR)
MCKINNEY H S (043907002) - MCKINNEY ISD - COLLIN COUNTY

School Year	State	District	Campus	African American															
-------------	-------	----------	--------	------------------	--	--	--	--	--	--	--	--	--	--	--	--	--	--	--

Texas Education Agency
2022-23 Progress (TAPR)
MCKINNEY H S (043907002) - MCKINNEY ISD - COLLIN COUNTY

	School Year	State	District	Campus	African American	Hispanic	White	American Indian	Asian	Pacific Islander	Two or More Races	Special Ed (Current)	Special Ed (Former)	Continuously Enrolled			
--	-------------	-------	----------	--------	------------------	----------	-------	-----------------	-------	------------------	-------------------	----------------------	---------------------	-----------------------	--	--	--





Texas Education Agency
2022-23 Bilingual Education/English as a Second Language (Current EB Students/EL) (TAPR)
MCKINNEY H S (043907002) - MCKINNEY ISD - COLLIN COUNTY

School Year	State	District	Campus	Total Bilingual Education	BE-Trans Early Exit															
-------------	-------	----------	--------	---------------------------	---------------------	--	--	--	--	--	--	--	--	--	--	--	--	--	--	--



Texas Education Agency
 2022-23 Attendance, Graduation, and Dropout Rates (TAPR)
 MCKINNEY H S (043907002) - MCKINNEY ISD - COLLIN COUNTY

	State	District	Campus	African American	Hispanic	White	American Indian	Asian	Pacific Islander	Two or More Races	Special Ed	Econ Disadv	EB/EL
Attendance Rate													
2021-22	92.2%	93.3%	91.0%	89.9%	89.8%	92.0%	91.6%	94.1%	94.6%	91.5%	89.0%	88.7%	88.6%
2020-21	95.0%	95.3%	93.3%	91.1%	92.0%	94.6%	94.0%	97.3%	*	94.1%	90.2%	90.7%	90.7%
Chronic Absenteeism													
2021-22	25.7%	20.0%	32.1%	36.4%	37.7%	27.3%	34.6%	17.6%	16.7%	29.2%	42.5%	43.0%	46.3%
2020-21	15.0%	13.0%	23.1%	33.2%	27.1%	17.7%	16.0%	4.8%	20.0%	21.4%	36.1%	34.6%	33.2%
Annual													



Texas Education Agency
 2022-23 Graduation Profile (TAPR)
 MCKINNEY H S (043907002) - MCKINNEY ISD - COLLIN COUNTY

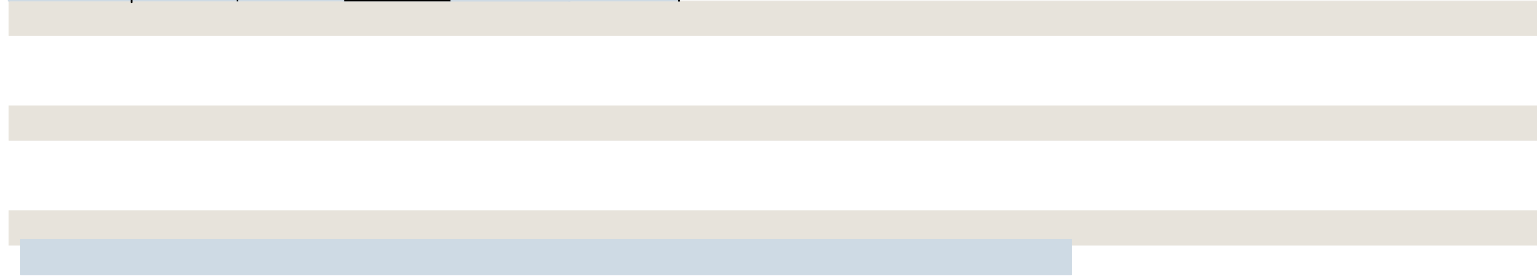
	Campus Count	Campus Percent	District Count	State Count
Graduatesf(2021-22 Annual Graduates)				
Total Graduates	684	100.0%	1,892	368,686
By Ethnicity:				
African American	126	18.4%	288	45,227
Hispanic	215	31.4%	474	191,125
White	271	39.6%	945	103,171
American Indian	6	0.9%	8	1,159
Asian	40	5.8%	112	18,794
Pacific Islander	1	0.1%	2	569
Two or More Races	25	3.7%	63	8,641
By Graduation Type:				
Minimum H.S. Program	0	0.0%	0	433
Recommended H.S. Program/Distinguished Achievement Program	3	0.4%	3	134
Foundation H.S. Program (No Endorsement)	41	6.0%	96	51,023
Foundation H.S. Program (Endorsement)	9	1.3%	35	14,179
Foundation H.S. Program (DLA)	631	92.3%	1,758	302,917
Special Education Graduates				
Special Education Graduates	76	11.1%	172	32,447
Economically Disadvantaged Graduates	249	36.4%	530	194,571
Emergent Bilingual (EB)/English Learner (EL) Graduates	40	5.8%	86	40,398
At-Risk Graduates	141	20.6%	416	159,689

Texas Education Agency
2022-23 College, Career, and Military Readiness (CCMR) (TAPR)
MCKINNEY H S (043907002) - MCKINNEY ISD - COLLIN COUNTY

Academic Year	State	District												

Texas Education Agency
 2022-23 College, Career, and Military Readiness (CCMR) (TAPR)
 MCKINNEY H S (043907002) - MCKINNEY ISD - COLLIN COUNTY



Academic Year	State	District	Campus	African American	Hispanic	White	American Indian	Asian	Pacific Islander	Two or More Races	Special Ed	Econ Disadv	EB/EL
2020-21	18.4%	0.5%	0.6%	0.0%	0.9%								



Texas Education Agency
2022-23 CCMR-Related Indicators (TAPR)
MCKINNEY H S (043907002) - MCKINNEY ISD - COLLIN COUNTY

	Academic Year	State	District	Campus	African American	Hispanic	White	American Indian	Asian					
--	---------------	-------	----------	--------	------------------	----------	-------	-----------------	-------	--	--	--	--	--







Student Information
Total Score

00.0%
23

300

23,342
5,518
132



Texas Education Agency
 2022-23 Student Information (TAPR)
 MCKINNEY H S (043907002) - MCKINNEY ISD - COLLIN COUNTY

Student Information	Membership				Enrollment			
	Campus		District	State	Campus		District	State
	Count	Percent			Count	Percent		
Students w/ Dyslexia	187	6.4%	9.4%	5.5%	187	6.4%	9.3%	5.5%
Foster Care	1	0.0%	10.8%	0.2%	1	0.0%	0.1%	0.2%
Homeless	36	1.2%	1.4%	1.3%	36	1.2%	1.4%	1.3%
Immigrant	52	1.8%	2.4%	2.2%	52	1.8%	2.3%	2.2%
Migrant	0	0.0%	0.0%	0.3%	0	0.0%	0.0%	0.3%
Title I	0	0.0%	16.3%	64.6%	0	0.0%	16.4%	64.6%
Military Connected	143	4.9%	5.5%	3.6%	143	4.9%	5.5%	3.6%
At-Risk	1,000	34.3%	31.9%	53.3%	1,002	34.3%	31.7%	53.3%
Students by Instructional Program:								
Bilingual/ESL Education	370	12.7%	14.4%	23.2%	370	12.7%	14.3%	23.2%
Career and Technical Education	1,699	58.3%	23.5%	26.5%	1,699	58.2%	23.4%	26.5%
Career and Technical Education (9-12 grades only)	1,699	58.3%	57.6%	72.3%	1,699	58.2%	57.2%	72.2%
Gifted and Talented Education	289	9.9%	12.4%	8.2%	289	9.9%	12.3%	8.2%
Special Education	352	12.1%	15.0%	12.6%	353	12.1%	15.4%	12.7%
Students with Disabilities by Type of Primary Disability:								
Total Students with Disabilities	352							
By Type of Primary Disability								
Students with Intellectual Disabilities	175	49.7%	36.3%	44.1%				
Students with Physical Disabilities	17	4.8%	26.9%	20.0%				
Students with Autism	49	13.9%	14.3%	15.5%				
	111	31.5%						

Texas Education Agency
 2022-23 Staff Information (TAPR)
 MCKINNEY H S (043907002) - MCKINNEY ISD - COLLIN COUNTY

Staff Information	----- Campus -----		District	State
	Count/Average	Percent		
Number of Students per Teacher	16.8	n/a	14.6	14.8

Staff Information	Campus	District	State
Experience of Campus Leadership:			
Average Years Experience of Principals	7.0	8.2	6.1
Average Years Experience of Principals with District	7.0	8.0	5.3
Average Years Experience of Assistant Principals	5.3	7.3	5.2
Average Years Experience of Assistant Principals with District	3.8	5.8	4.4
Average Years Experience of Teachers:			
Average Years Experience of Teachers	11.6	12.4	11.0
Average Years Experience of Teachers with District:	7.1	7.7	6.9
Average Teacher Salary by Years of Experience (regular duties only):			
Beginning Teachers	\$59,565	\$60,206	\$53,300
1-5 Years Experience	\$60,510	\$60,225	\$56,516
6-10 Years Experience	\$63,322	\$62,175	\$59,732
11-20 Years Experience	\$66,970	\$65,871	\$63,389
21-30 Years Experience	\$71,397	\$70,228	\$67,876
Over 30 Years Experience	\$76,212	\$75,184	\$72,560
Average Actual Salaries (regular duties only):			
Teachers	\$65,078	\$64,448	\$60,717
Professional Support	\$76,488	\$74,516	\$72,022
Campus Administration (School Leadership)	\$98,480	\$88,556	\$85,167
Instructional Staff Percent:			
Instructional Staff Percent:	n/a	77.8%	65.1%
Contracted Instructional Staff (not incl. above):			
Contracted Instructional Staff (not incl. above):	0.0	0.0	2,105.4

Staff Information	Campus	District	State

Texas Education Agency
2022-23 Staff Information (TAPR)
MCKINNEY H S (043907002) - MCKINNEY ISD - COLLIN COUNTY