

2022-23 Texas Academic Performance Report (TAPR)

District Name: MCKINNEY ISD

Campus Name: JESSE MCGOWEN EL


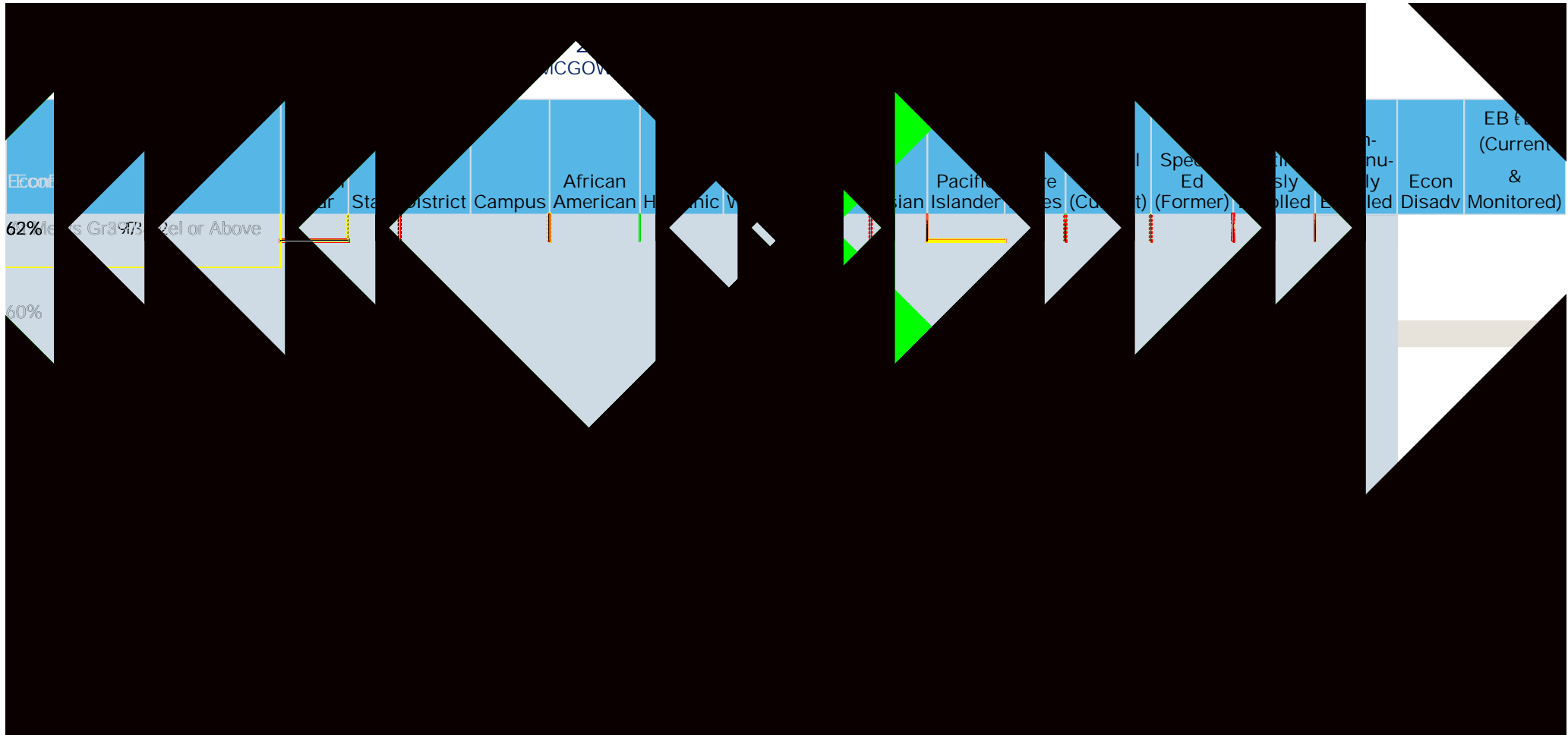
Campus Number: 043907123

This page is intentionally blank.

Texas Education Agency
 2022-23 STAAR Performance (TAPR)
 JESSE MCGOWEN EL (043907123) - MCKINNEY ISD - COLLIN COUNTY


	School Year	State	District	Campus	African American	Hispanic	White	American Indian	Asian	Pacific Islander	Two or More Races	Special Ed (Current)	Special Ed (Former)	Continuously Enrolled	Non-Continuously Enrolled	Econ Disadv	EB & EL (Current & Monitored)
At Approaches Grade Level or Above	2023	81%	89%	93%	87%	93%	100%	-	78%	-	100%	69%	*	92%	96%	88%	73%
	2022	81%	89%	94%	89%	89%	96%	-	94%	-	*	85%	100%	94%	94%	97%	88%
At Meets Grade Level or Above	2023	57%	69%	82%	67%	71%	93%	-	78%	-	88%	54%	*	78%	89%	72%	55%
	2022	58%	68%	67%	78%	58%	69%	-	71%	-	*	30%	60%	70%	61%	65%	50%
At Masters Grade Level	2023	28%	38%	51%	33%	36%	63%	-	67%	-	50%	15%	*	53%	48%	28%	18%
	2022	28%	36%	44%	36%	39%	44%	-	47%	-	*	10%	20%	39%	41%	23%	31%

Grade 5 Mathematics



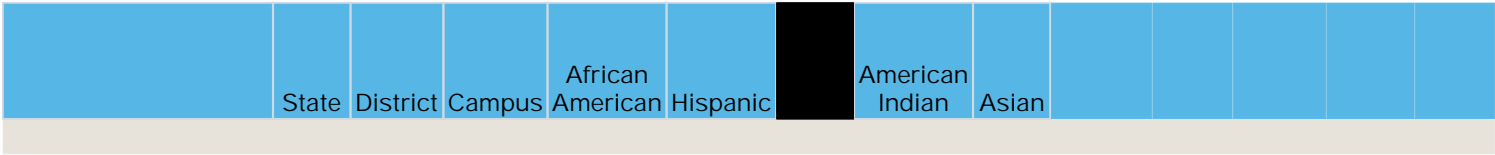


Texas Education Agency
2022-23 Progress (TAPR)
JESSE MCGOWEN EL (043907123) - MCKINNEY ISD - COLLIN COUNTY

	School																		
--	--------	--	--	--	--	--	--	--	--	--	--	--	--	--	--	--	--	--	--



Texas Education Agency
2022-23 Attendance, Graduation, and Dropout Rates (TAPR)
JESSE MCGOWEN EL (043907123) - MCKINNEY ISD - COLLIN COUNTY



Texas Education Agency
2022-23 Attendance, Graduation, and Dropout Rates (TAPR)
JESSE MCGOWEN EL (043907123) - MCKINNEY ISD - COLLIN COUNTY

	State	District	Campus	African										
--	-------	----------	--------	---------	--	--	--	--	--	--	--	--	--	--

--	--	--	--	--	--	--	--	--	--	--	--	--	--	--

--	--	--	--	--	--	--	--	--	--	--	--	--	--	--

--	--	--	--	--	--	--	--	--	--	--	--	--	--	--

--	--	--	--	--	--	--	--	--	--	--	--	--	--	--

--	--	--	--	--	--	--	--	--	--	--	--	--	--	--

There is no data for this campus.

There is no data for this campus.

Texas Education Agency
 2022-23 Student Information (TAPR)
 JESSE MCGOWEN EL (043907123) - MCKINNEY ISD - COLLIN COUNTY

Student Information	Membership				Enrollment			
	Campus		District	State	Campus		District	State
	Count	Percent			Count	Percent		
Students w/ Dyslexia	55	9.5%	9.4%	5.5%	55	9.5%	9.3%	5.5%
Foster Care	0	0.0%	0.1%	0.2%	0	0.0%	0.1%	0.2%
Homeless	3	0.5%	1.4%	1.3%	3	0.5%	1.4%	1.3%
Immigrant	24	4.2%	2.4%	2.2%	24	4.2%	2.3%	2.2%
Migrant	0	0.0%	0.0%	0.3%	0	0.0%	0.0%	0.3%
Title I	0	0.0%	16.3%	64.6%	0	0.0%	16.4%	64.6%
Military Connected	34	5.9%	5.5%	3.6%	34	5.9%	5.5%	3.6%
At-Risk								

[REDACTED]		Non-Special Education Rates--		---Special Education Rates---	
[REDACTED]	[REDACTED]	[REDACTED]	[REDACTED]	[REDACTED]	[REDACTED]
[REDACTED]	[REDACTED]	[REDACTED]	[REDACTED]	[REDACTED]	[REDACTED]



Texas Education Agency
 2022-23 Staff Information (TAPR)
 JESSE MCGOWEN EL (043907123) - MCKINNEY ISD - COLLIN COUNTY

Staff Information	----- Campus -----		District	State
	Count/Average	Percent		
Number of Students per Teacher	15.7	n/a	14.6	14.8

Staff Information	Campus	District	State
Experience of Campus Leadership:			
Average Years Experience of Principals	5.0	8.2	6.1
Average Years Experience of Principals with District	5.0	8.0	5.3
Average Years Experience of Assistant Principals	10.0	7.3	5.2
Average Years Experience of Assistant Principals with District	10.0	5.8	4.4
Average Years Experience of Teachers:			

Texas Education Agency
2022-23 Staff Information (TAPR)
JESSE MCGOWEN EL (043907123) - MCKINNEY ISD - COLLIN COUNTY

- Indicates there is no data for the item.
- * Indicates results are masked due to small numbers.
- ** When only one student disability or assessment group is masked, then the second smallest student disability or assessment group is masked regardless of size.
- n/a Indicates data reporting is not applicable for this group.
- ? Indicates that the data for this item were statistically improbable or were reported outside a reasonable range.