

# 2022-23 Texas Academic Performance Report (TAPR)

District Name: MCKINNEY ISD

Campus Name: GARY AND BOBBYE JACK MINSHEW EL

Campus Number: 043907121

This page is intentionally blank.

Texas Education Agency  
 2022-23 STAAR Performance (TAPR)  
 GARY AND BOBBYE JACK MINSHEW EL (043907121) - MCKINNEY ISD - COLLIN COUNTY

	School Year	State	District	Campus	African American	Hispanic	White	American Indian	Asian	Pacific Islander	Two or More Races	Special Ed (Current)	Special Ed (Former)	Continuously Enrolled	Non-Continuously Enrolled	Econ Disadv	EB & EL (Current & Monitored)
STAAR Performance Rates by Tested Grade, Subject, and Performance Level																	
<b>Grade 3 Reading</b>																	
At Approaches Grade Level or Above	2023	76%	83%	83%	77%	80%	86%	*	89%	-	67%	54%	*	84%	80%	69%	82%
	2022	76%	84%	84%	73%	72%	97%	*	75%	-	100%	53%	*	81%	94%	70%	*
At Meets Grade Level or Above	2023	50%	62%	63%	54%	60%	64%	*	78%	-	50%	15%	*	70%	44%	42%	73%
	2022	51%	61%	64%	47%	48%	81%	*	75%	-	67%	33%	*	66%	59%	47%	*
At Masters Grade Level	2023	20%	24%	23%	15%	20%	23%	*	33%	-	33%	0%	*	27%	12%	11%	18%
	2022	30%	38%	37%	7%	24%	53%	*	63%	-	50%	20%	*	34%	47%	20%	*
<b>Grade 3 Mathematics</b>																	
At Approaches Grade Level or Above	2023	73%	79%	73%	46%	67%	80%	*	89%	-	67%	46%	*	75%	68%	61%	82%
	2022	71%	79%	74%	53%	64%	94%	*	75%	-	67%	40%	*	71%	82%	53%	*
At Meets Grade Level or Above	2023	45%	52%	48%	15%	33%	59%	*	67%	-	33%	23%	*	48%	48%	28%	55%
	2022	43%	52%	45%	20%	40%	66%	*	50%	-	17%	33%	*	44%	47%	20%	*
At Masters Grade Level	2023	19%	24%	24%	15%	0%	30%	*	56%	-	17%	8%	*	29%	12%	8%	27%
	2022	21%	27%	17%	7%	4%	31%	*	38%	-	0%	13%	*	19%	12%	7%	*
<b>Grade 4 Reading</b>																	
At Approaches Grade Level or Above	2023	77%	86%	89%	76%	75%	100%	*	100%	-	100%	68%	*	89%	88%	81%	*
	2022	77%	84%	80%	65%	82%	92%	-	67%	-	60%	33%	*	85%	71%	60%	40%
At Meets Grade Level or Above	2023	48%	58%	59%	38%	45%	67%	*	90%	-	100%	52%	*	58%	62%	39%	*
	2022	54%	64%	66%	47%	68%	78%	-	50%	-	40%	33%	*	71%	71%	36%	40%
At Masters Grade Level	2023	22%	29%	36%	10%	10%	30%	*	60%	-	8%	5%	*	36%	36%	18%	*
	2022	22%	29%	36%	10%	10%	30%	-	33%	-	0%	0%	*	36%	36%	18%	40%
<b>Grade 4 Mathematics</b>																	
At Approaches Grade Level or Above	2023	77%	86%	89%	76%	75%	100%	*	100%	-	100%	63%	*	89%	88%	81%	*
	2022	77%	84%	80%	65%	82%	92%	-	67%	-	60%	33%	*	85%	71%	60%	40%
At Meets Grade Level or Above	2023	48%	58%	59%	38%	45%	67%	*	90%	-	100%	52%	*	58%	62%	39%	*
	2022	54%	64%	66%	47%	68%	78%	-	50%	-	40%	33%	*	71%	71%	36%	40%
At Masters Grade Level	2023	22%	29%	36%	10%	10%	30%	*	60%	-	8%	5%	*	36%	36%	18%	*
	2022	22%	29%	36%	10%	10%	30%	-	33%	-	0%	0%	*	36%	36%	18%	40%



Texas Education Agency  
2022-23 STAAR Performance (TAPR)  
GARY AND BOBBYE JACK MINSHEW EL (043907121) - MCKINNEY ISD - COLLIN COUNTY

School Year	State	District	Campus	African American															
-------------	-------	----------	--------	------------------	--	--	--	--	--	--	--	--	--	--	--	--	--	--	--

Texas Education Agency  
2022-23 STAAR Performance (TAPR)  
GARY AND BOBBYE JACK MINSHEW EL (043907121) - MCKINNEY ISD - COLLIN COUNTY

School  
Year

State

District

Campus

African  
American

Hispanic

White

American  
Indian




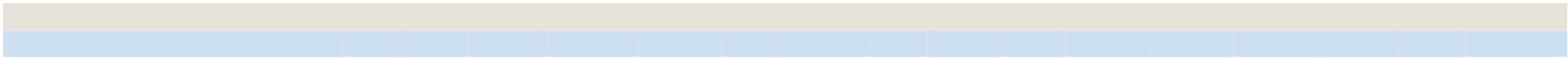

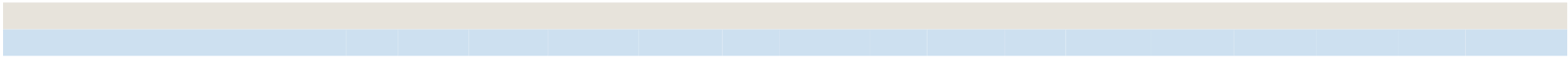




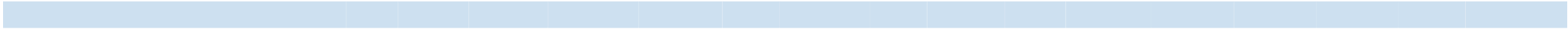





Texas Education Agency  
 2022-23 Bilingual Education/English as a Second Language (Current EB Students/EL) (TAPR)  
 GARY AND BOBBYE JACK MINSHEW EL (043907121) - MCKINNEY ISD - COLLIN COUNTY

	School Year	State	District	Campus	Total Bilingual Education	BE-Trans Early Exit	BE-Trans Late Exit	BE-Dual Two-Way	BE-Dual One-Way	ALP Bilingual (Exception)	Total ESL	ESL Content-Based	ESL Pull-Out	ALP ESL (Waiver)	EB/EL with Parental Denial	Never EB/EL	Total EB/EL (Current)	Monitored & Former EB/EL
All Grades ELA/Reading	2023	35%	41%	44%	-	-	-	-	-	-	*	-	*					





Texas Education Agency  
 2022-23 STAAR Participation (TAPR)  
 GARY AND BOBBYE JACK MINSHEW EL (043907121) - MCKINNEY ISD - COLLIN COUNTY

	State	District	Campus	African American	Hispanic	White	American Indian	Asian	Pacific Islander	Two or More Races	Special Ed (Current)	Special Ed (Former)	Continuously Enrolled	Non-Continuously Enrolled	Econ Disadv	EB & EL (Current & Monitored)
Not Included in Accountability: Other Exclusions	1%	0%	0%	0%	0%	0%	-	0%	-	0%	0%	0%	0%	0%	0%	*
Not Tested	2%	1%	0%	0%	0%	0%	-	0%	-	0%	0%	0%	0%	0%	0%	*
Absent	1%	0%	0%	0%	0%	0%	-	0%	-	0%	0%	0%	0%	0%	0%	*
Other	0%	1%	0%	0%	0%	0%	-	0%	-	0%	0%	0%	0%	0%	0%	*

\*











There is no data for this campus.



There is no data for this campus.

There is no data for this campus.



Texas Education Agency  
2022-23 Student Information (TAPR)  
GARY AND BOBBYE JACK MINSHEW EL (043907121) - MCKINNEY ISD - COLLIN COUNTY

	Membership				Enrollment			
	Campus				Campus			
Student Information								











Texas Education Agency  
2022-23 Staff Information (TAPR)  
GARY AND BOBBYE JACK MINSHEW NSHEW Ni6Rsd43907121