



# 2022-23 Texas Academic Performance Report (TAPR)

This page is intentionally blank.











Texas Education Agency  
2022-23 Bilingual Education/English as a Second Language (Current EB Students/EL) (TAPR)  
REUBEN JOHNSON EL (043907112) - MCKINNEY ISD - COLLIN COUNTY

	School Year	State	District	Campus	Total Bilingual Education	BE-Trans Early Exit	BE-Trans Late Exit	BE-Dual Two-Way	BE-Dual One-Way	ALP Bilingual (Exception)	Total ESL	ESL Content-Based							
--	-------------	-------	----------	--------	---------------------------	---------------------	--------------------	-----------------	-----------------	---------------------------	-----------	-------------------	--	--	--	--	--	--	--

--	--	--	--	--	--	--	--	--	--	--	--	--	--	--	--	--	--	--	--

--	--	--	--	--	--	--	--	--	--	--	--	--	--	--	--	--	--	--	--

--	--	--	--	--	--	--	--	--	--	--	--	--	--	--	--	--	--	--	--

--	--	--	--	--	--	--	--	--	--	--	--	--	--	--	--	--	--	--	--

--	--	--	--	--	--	--	--	--	--	--	--	--	--	--	--	--	--	--	--

--	--	--	--	--	--	--	--	--	--	--	--	--	--	--	--	--	--	--	--










Texas Education Agency  
 2022-23 STAAR Participation (TAPR)  
 REUBEN JOHNSON EL (043907112) - MCKINNEY ISD - COLLIN COUNTY

	State	District	Campus	African American	Hispanic	White	American Indian	Asian	Pacific Islander	Two or More Races	Special Ed (Current)	Special Ed (Former)	Continuously Enrolled	Non-Continuously Enrolled	Econ Disadv	EB & EL (Current & Monitored)
Not Included in Accountability: Other Exclusions	1%	0%	0%	0%	0%	0%	-	0%	-	*	0%	*	0%	0%	0%	0%
Not Tested	2%	1%	0%	0%	0%	0%	-	0%	-	*	0%	*	0%	0%	0%	0%
Absent	1%	0%	0%	0%	0%	0%	-	0%	-	*	0%	*	0%	0%	0%	0%
Other	0%	1%	0%	0%	0%	0%	-	0%	-	*	0%	*	0%	0%	0%	0%

\*







Texas Education Agency  
 2022-23 Graduation Profile (TAPR)  
 REUBEN JOHNSON EL (043907112) - MCKINNEY ISD - COLLIN COUNTY

	Campus Count	Campus Percent	District Count	State Count
Graduates (2021-22 Annual Graduates)				
<b>Total Graduates</b>	-	-	1,892	1,686
<b>By Ethnicity:</b>				
<b>African American</b>	-	-	288	45,227
Hispanic	-	-	474	1,125
White	-	-	945	Annual



There is no data for this campus.

There is no data for this campus.

There is no data for this campus.

Student Information		Performance		Assessment	
Student ID	Name	Score	Grade	Subject	Year

--	--	--	--	--	--

--	--	--	--	--	--

--	--	--	--	--	--

--	--	--	--	--	--





Texas Education Agency  
 2022-23 Staff Information (TAPR)  
 REUBEN JOHNSON EL (043907112) - MCKINNEY ISD - COLLIN COUNTY

	----- Campus -----			
Staff Information	Count/Average	Percent	District	State
Total Staff	43.4	100.0%	100.0%	



Texas Education Agency  
 2022-23 Staff Information (TAPR)  
 REUBEN JOHNSON EL (043907112) - MCKINNEY ISD - COLLIN COUNTY

Staff Information	----- Campus -----		District	State
	Count/Average	Percent		
Number of Students per Teacher	12.9	n/a	14.6	14.8

Staff Information	Campus	District	State
Experience of Campus Leadership:			
Average Years Experience of Principals	8.0	8.2	6.1
Average Years Experience of Principals with District	8.0	8.0	5.3
Average Years Experience of Assistant Principals	7.0	7.3	5.2
Average Years Experience of Assistant Principals with District	1.0	5.8	4.4
Average Years Experience of Teachers:			
Average Years Experience of Teachers	10.8	12.4	11.0
Average Years Experience of Teachers with District:	7.1	7.7	6.9
Average Teacher Salary by Years of Experience (regular duties only):			
Beginning Teachers	\$59,750	\$60,206	\$53,300
1-5 Years Experience	\$59,587	\$60,225	\$56,516
6-10 Years Experience	\$61,189	\$62,175	\$59,732
11-20 Years Experience	\$65,461	\$65,871	\$63,389
21-30 Years Experience	\$68,936	\$70,228	\$67,876
Over 30 Years Experience	-	\$75,184	\$72,560
Average Actual Salaries (regular duties only):			
Teachers	\$62,881	\$64,448	\$60,717
Professional Support	\$65,284	\$74,516	\$72,022
Campus Administration (School Leadership)	\$84,286	\$88,556	\$85,167
Instructional Staff Percent:			
	n/a	77.8%	65.1%
Contracted Instructional Staff (not incl. above):			
	0.0	0.0	2,105.4

Program Information	----- Campus -----		District	State
	Count	Percent		
Teachers by Program (population served):				
Bilingual/ESL Education	0.0	0.0%	5.3%	5.9%
Career and Technical Education	0.0	0.0%	2.7%	5.4%
Compensatory Education	0.0	0.0%	0.4%	3.2%



Texas Education Agency  
2022-23 Staff Information (TAPR)  
REUBEN JOHNSON EL (043907112) - MCKINNEY ISD - COLLIN COUNTY

- Indicates there is no data for the item.
  - \* Indicates results are masked due to small numbers.
  - \*\* When only one student disability or assessment group is masked, then the second smallest student disability or assessment group is masked regardless of size.
- n/ad (\*\*)Tj ET BT /TT4 8.09 Tf 102.16 3sment Ac2sment and tes t Asppl6 3bleis no dtessesssss of size.