

# 2022-23 Texas Academic Performance Report (TAPR)

District Name: MCKINNEY ISD

Campus Name: WEBB EL

Campus Number: 043907104

This page is intentionally blank.


At Meets Grade Level or Above	2023	28.7%
	2022	
2023 Meets Grade Level	2023	28.7%

2023

	Special Ed (Former)	Continuously Enrolled		
	64%	-	79%	
*	45%	-	74%	83%
*	21%	-	39%	40%
*	30%	-	41%	42333%
*	7%	-		13.13%

3 B\* 0 d 1 J l j 0

Texas Education Agency  
2022-23 STAAR Performance (TAPR)  
WEBB EL (043907104) - MCKINNEY ISD - COLLIN COUNTY

School  
Year

State

District



Campus

African  
American

Hispanic

White

American  
Indian





Texas Education Agency  
2022-23 Bilingual Education/English as a Second Language (Current EB Students/EL) (TAPR)  
WEBB EL (043907104) - MCKINNEY ISD - COLLIN COUNTY

School Year	State	District	Campus	Total Bilingual Education	BE-Trans Early Exit	BE-Trans Late Exit	BE-Dual Two-Way	BE-Dual One-Way	ALP Bilingual (Exception)	Total ESL	ESL Content-Based	ESL Pull-Out	ALP ESL (Waiver)	EB/EL				
-------------	-------	----------	--------	---------------------------	---------------------	--------------------	-----------------	-----------------	---------------------------	-----------	-------------------	--------------	------------------	-------	--	--	--	--



Texas Education Agency  
 2022-23 Bilingual Education/English as a Second Language (Current EB Students/EL) (TAPR)  
 WEBB EL (043907104) - MCKINNEY ISD - COLLIN COUNTY

	School Year	State	District	Campus	Total Bilingual Education	BE-Trans Early Exit	BE-Trans Late Exit	BE-Dual Two-Way	BE-Dual One-Way	ALP Bilingual (Exception)	Total ESL	ESL Content-Based	ESL Pull-Out	ALP ESL (Waiver)	EB/EL with Parental Denial	Never EB/EL	Total EB/EL (Current)	Monitored & Former EB/EL
All Grades ELA/Reading	2023	35%	41%	36%	25%	-	-	-	25%	-	*	-	*	-	*	58%	15%	-
All Grades Mathematics	2023	40%	46%	21%	10%	-	-	-	10%	-	*	-	*	-	*	21%	21%	-

\* Indicates results are masked due to small numbers to protect student confidentiality.  
 - Indicates there are no students in the group.  
 Blank cell indicates there are no data available in the group.




Texas Education Agency  
 2022-23 STAAR Participation (TAPR)  
 WEBB EL (043907104) - MCKINNEY ISD - COLLIN COUNTY

	State	District	Campus	African American	Hispanic	White	American Indian	Asian	Pacific Islander	Two or More Races	Special Ed (Current)	Special Ed (Former)	Continuously Enrolled	Non-Continuously Enrolled	Econ Disadv	EB & EL (Current & Monitored)
Not Included in Accountability: Other Exclusions	1%	0%	0%	*	0%	0%	-	*	-	*	0%	-	0%	0%	0%	0%
Not Tested	2%	1%	0%	*	0%	0%	-	*	-	*	0%	-	0%	0%	0%	0%
Absent	1%	0%	0%	*	0%	0%	-	*	-	*	0%	-	0%	0%	0%	0%
Other	0%	1%	0%	*	0%	0%	-	*	-	*	0%	-	0%	0%	0%	0%


\* Indicates results are masked due to small numbers to protect student confidentiality.  
 - Indicates there are no students in the group.





Texas Education Agency  
2022-23 Attendance, Graduation, and Dropout Rates (TAPR)  
WEBB EL (043907104) - MCKINNEY ISD - COLLIN COUNTY

African												
	State	District	Campus									







There is no data for this campus.

There is no data for this campus.

Texas Education Agency  
2022-23 Other Postsecondary Indicators (TAPR)  
WEBB EL (043907104) - MCKINNEY ISD - COLLIN COUNTY

There is no data for this campus.




Texas Education Agency  
 2022-23 Student Information (TAPR)  
 WEBB EL (043907104) - MCKINNEY ISD - COLLIN COUNTY

Student Information	--Non-Special Education Rates--			---Special Education Rates---		
	Campus	District	State	Campus	District	State
Retention Rates by Grade:						
Kindergarten	0.0%	1.4%	1.5%	0.0%	4.8%	4.5%
Grade 1	2.6%	0.6%	2.5%	0.0%	0.6%	3.6%
Grade 2	0.0%	0.4%	1.6%	0.0%	0.9%	2.0%
Grade 3	0.0%	0.4%	0.8%	0.0%	0.3%	0.9%
Grade 4	0.0%	0.2%	0.5%	0.0%	0.3%	0.5%
Grade 5	0.0%	0.1%	0.3%	0.0%	0.6%	0.4%
Grade 6	-	0.1%	0.3%	-	0.0%	0.4%
Grade 7	-	0.1%	0.4%	-	0.0%	0.5%
Grade 8	-	0.2%	0.4%	-	0.0%	0.5%
Grade 9	-	5.5%	8.7%	-	18.1%	12.6%

Class Size Averages by Grade and Subject  
 (Derived from teacher responsibility records):

Class Size Information	Campus	District	State
Elementary:			
Kindergarten	13.0	18.4	18.7
Grade 1	14.4	18.0	19.1
Grade 2	16.7	18.0	19.1
Grade 3	18.9	21.5	19.3
Grade 4	14.2	20.5	19.4
Grade 5	17.7	22.8	20.8
Grade 6	-	14.5	19.2
Secondary:			
English/Language Arts	-	16.3	16.2
Foreign Languages	-	19.4	18.8
Mathematics	-	17.2	17.5
Science	-	19.4	18.5
Social Studies	-	18.6	18.9



Texas Education Agency  
 2022-23 Staff Information (TAPR)  
 WEBB EL (043907104) - MCKINNEY ISD - COLLIN COUNTY

	----- Campus -----			
Staff Information	Count/Average	Percent	District	State



Texas Education Agency  
2022-23 Staff Information (TAPR)  
WEBB EL (043907104) - MCKINNEY ISD - COLLIN COUNTY

- Indicates there is no data for the item.
- \* Indicates results are masked due to small numbers.
- \*\* When only one student disability or assessment group is masked, then the second smallest student disability or assessment group is masked regardless of size.
- n/a Indicates data reporting is not applicable for this group.
- ? Indicates that the data for this item were statistically improbable or were reported outside a reasonable range.