

Part (i): Description of State Accountability System

Part (i)(I) the minimum number of students that the State determines are necessary to be included in each of the subgroups of students for use in the accountability system. The Texas accountability minimum size criteria are 10 assessments or students for the all student group or any subgroup for every indicator.

Part (i)(II) the long-term goals and measurements of interim progress for all students and for each of the subgroups of students (not applicable to district and state report cards).

State ESSA Goals (HS/K-12 & AEA)										



Texas Education Agency
2023 Federal Report Card
DEAN AND MILDRED BENNETT EL (043907120) - MCKINNEY ISD - COLLIN COUNTY

State ESSA Goals (Elementary Schools)										

Texas Education Agency
2023 Federal Report Card
DEAN AND MILDRED BENNETT EL (043907120) - MCKINNEY ISD - COLLIN COUNTY

Part (i)(III) the indicators used to meaningfully differentiate all public schools in the State:

- a. Academic Achievement Indicator: STAAR Performance Status (Percent at Meets Grade Level or Above)
- b. Other Academic Indicator for Non-High Schools: STAAR Growth Status
- c. Graduation Rate: Federal Graduation Status
- d. ELP Indicator: English Learner Language Proficiency Status
- e. School Quality or Student Success (SQSS) Indicators: College, Career, and Military Readiness for High Schools and K-12s; Student Achievement Domain Score: STAAR only for All Other Schools without Annual Graduates

Texas Education Agency
2023 Federal Report Card
DEAN AND MILDRED BENNETT EL (043907120) - MCKINNEY ISD - COLLIN COUNTY

(bb)



Texas Education Agency
2023 Federal Report Card
DEAN AND MILDRED BENNETT EL (043907120) - MCKINNEY ISD - COLLIN COUNTY

	State	District	Campus	African American	Hispanic	White	American Indian	Asian	Pacific Islander	Two or More Races	Econ Disadv	Non Econ Disadv	CWD	CWOD	EL	Male	Female	Migrant			
--	-------	----------	--------	------------------	----------	-------	-----------------	-------	------------------	-------------------	-------------	-----------------	-----	------	----	------	--------	---------	--	--	--



Texas Education Agency
2023 Federal Report Card
DEAN AND MILDRED BENNETT EL (043907120) - MCKINNEY ISD - COLLIN COUNTY

	State	District	Campus																		
--	-------	----------	--------	--	--	--	--	--	--	--	--	--	--	--	--	--	--	--	--	--	--

Texas Education Agency
 2023 Federal Report Card
 DEAN AND MILDRED BENNETT EL (043907120) - MCKINNEY ISD - COLLIN COUNTY

	All Students	African American	Hispanic	White	American Indian	Asian	Pacific Islander	Two or More Races	Econ Disadv	CWD	EL
Male	70	68	56	75	*	80	-	41	68	45	93
Female	72	75	65	74	-	89	-	50	75	77	105

- Indicates there are no students in the group.

* Indicates results are masked due to small numbers to protect student confidentiality.

Part (iii)(II): Graduation Rate

This section provides information on high school graduation rates for the class of 2022.

--	--	--	--	--	--	--	--	--	--	--	--	--

Texas Education Agency
2023 Federal Report Card
DEAN AND MILDRED BENNETT EL (043907120) - MCKINNEY ISD - COLLIN COUNTY



Part (v): School Quality or Student Success (SQSS)

This section provides information on the other indicators of school quality or student success, which is college, career and military readiness (CCMR) for high schools and average performance rate of the three STAAR performance levels of all students, regardless of whether they were in the accountability subset, for elementary and secondary schools without a graduation rate. (CWD: children with disability; EL: English learner)

	All Students	African American	Hispanic	White	American Indian						

Texas Education Agency
2023 Federal Report Card
DEAN AND MILDRED BENNETT EL (043907120) - MCKINNEY ISD - COLLIN COUNTY

	All Students	African American	Hispanic	White	American Indian	Asian	Pacific Islander	Two or More Races	Econ Disadv	CWD	
--	--------------	------------------	----------	-------	-----------------	-------	------------------	-------------------	-------------	-----	--



Texas Education Agency
 2023 Federal Report Card
 DEAN AND MILDRED BENNETT EL (043907120) - MCKINNEY ISD - COLLIN COUNTY

		Campus	African American	Hispanic	White	American Indian	Asian	Pacific Islander	Two or More Races	Econ Disadv	Non Econ Disadv	CWD	CWOD	EL	Male	Female	Migrant
All Subjects	Female	99%	100%	100%	99%	-	100%	-	100%	98%	100%	98%	100%	100%	-	99%	-
Reading	All Students	100%	100%	100%	99%	*	100%	-	100%	98%	100%	100%	100%	100%	100%	99%	-
	CWD	100%	100%	100%	100%	-	-	-	100%	100%	100%	100%	-	-	100%	100%	-
	CWOD	100%	100%	100%	100%												



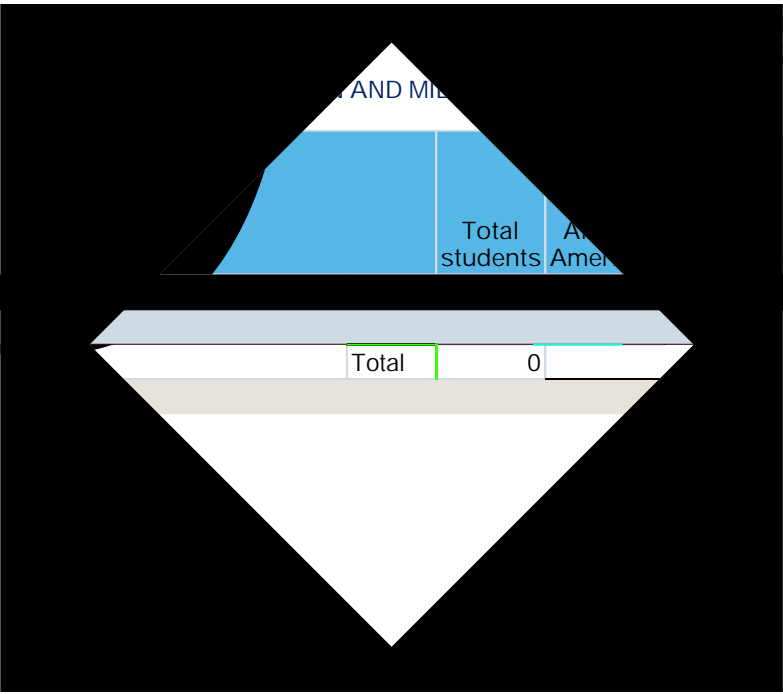
Texas Education Agency
2023 Federal Report Card
DEAN AND MILDRED BENNETT EL (043907120) - MCKINNEY ISD - COLLIN COUNTY

[Redacted]										
[Redacted]	[Redacted]	[Redacted]	[Redacted]	[Redacted]	[Redacted]	[Redacted]	[Redacted]	[Redacted]	[Redacted]	[Redacted]
[Redacted]	[Redacted]	[Redacted]	[Redacted]	[Redacted]	[Redacted]	[Redacted]	[Redacted]	[Redacted]	[Redacted]	[Redacted]
[Redacted]	[Redacted]	[Redacted]	[Redacted]	[Redacted]	[Redacted]	[Redacted]	[Redacted]	[Redacted]	[Redacted]	[Redacted]
[Redacted]	[Redacted]	[Redacted]	[Redacted]	[Redacted]	[Redacted]	[Redacted]	[Redacted]	[Redacted]	[Redacted]	[Redacted]
[Redacted]	[Redacted]	[Redacted]	[Redacted]	[Redacted]	[Redacted]	[Redacted]	[Redacted]	[Redacted]	[Redacted]	[Redacted]
[Redacted]	[Redacted]	[Redacted]	[Redacted]	[Redacted]	[Redacted]	[Redacted]	[Redacted]	[Redacted]	[Redacted]	[Redacted]
[Redacted]	[Redacted]	[Redacted]	[Redacted]	[Redacted]	[Redacted]	[Redacted]	[Redacted]	[Redacted]	[Redacted]	[Redacted]
[Redacted]	[Redacted]	[Redacted]	[Redacted]	[Redacted]	[Redacted]	[Redacted]	[Redacted]	[Redacted]	[Redacted]	[Redacted]
[Redacted]	[Redacted]	[Redacted]	[Redacted]	[Redacted]	[Redacted]	[Redacted]	[Redacted]	[Redacted]	[Redacted]	[Redacted]

Education Agency
Report Card
20) - MCKINNEY ISD - COLLIN COUNTY

Section

0




AND MIE

Total students Amer

White	Indian or Alaska Native	Asian	Pacific Islander	Two or More Races	EL	Students with Disabilities	Students with Disabilities (Section 504)
-------	-------------------------	-------	------------------	-------------------	----	----------------------------	------------------------------------------

Total 0



Texas Education Agency
2023 Federal Report Card
DEAN AND MILDRED BENNETT EL (043907120) - MCKINNEY ISD - COLLIN COUNTY

	Total
Incidents of threats of physical attack without a weapon	0

Texas Education Agency
 2023 Federal Report Card
 DEAN AND MILDRED BENNETT EL (043907120) - MCKINNEY ISD - COLLIN COUNTY

This section provides information on the professional qualifications of teachers, including information disaggregated by high- and low-poverty schools on the number and percentage of (I) inexperienced teacher, principals, and other school leaders; (II) teachers teaching with emergency or provisional credentials; and (III) teachers who are not teaching in the subject or field for which the teacher is certified or licensed.

Low Poverty School		
	All School	
	Number	Percent
Inexperienced Teachers, Principals, and Other School Leaders	2.1	5.6%
Teachers Teaching with Emergency or Provisional Credentials	0.0	-

	State Number of ALT2	State Rate of ALT2	District Number of ALT2	District Rate of ALT2	Campus Number of ALT2	Campus Rate of ALT2
Grade 8						
Reading	6,168	1%	38	2%	-	-
Mathematics	6,162	2%	38	3%	-	-
Science	6,163	1%	38	2%	-	-
End of Course						
English I	6,032	1%	26	1%	-	-
English II	5,771	1%	27	1%	-	-
Algebra I	6,015	1%	26	1%	-	-
Grades Biology	6,041	1%	24	1%	-	-
All Grades						
All Subjects	117,761	1%	667	2%	10	2%
Reading	52,275	1%	294	2%	*	1%
Mathematics	46,462	2%	267	2%	*	1%
Science	19,024	1%	106	2%	*	2%

- Indicates there are no students in the group.

* Indicates results are masked due to small numbers to protect student confidentiality.

Part (xii): Statewide National Assessment of Educational Progress (NAEP)

This section provides results on the state academic assessments in reading and mathematics in grades 4 and 8 of the 2022 National Assessment of Educational Progress, compared to the national average of such results.

State Level: 2022 NAEP Participation Rates for Students with Disabilities and English Learners			
Grade	Subject	Student Group	Rate
Grade 4	Reading	Students with Disabilities	89%
		English Learners	95%
	Mathematics	Students with Disabilities	87%
		English Learners	95%
Grade 8	Reading	Students with Disabilities	89%
		English Learners	97%
	Mathematics	Students with Disabilities	93%
		English Learners	97%

Part (xiii): Cohort Rate of Graduates Enrolled in Postsecondary Education

This section provides information on the cohort rate at which students who graduated from high school in the 2020-21 school year enrolled in a Texas public postsecondary education institution in the 2021-22 academic year in (I) programs of public postsecondary education in Texas; (II) programs of private postsecondary education in Texas; and (III) programs of postsecondary education outside Texas. (CWD: children with disability; EL: English learner)

There is no data for this campus.

Part (xiv): Additional Information - Chronic Absenteeism

This section provides information on the Chronic Absenteeism per EDFacts definition: percent of unduplicated number of K - 12 students enrolled in a school for at least 10 days and absent for 10% or more days during the 2021-22 school year. (CWD: children with disability; EL: English learner)

	All Students	African American	Hispanic	White	American Indian	Asian	Pacific Islander	Two or More Races	Econ Disadv	CWD	EL
Chronic Absenteeism Rate	15%	30%	20%								