

Part (i): Description of State Accountability System

Texas Education Agency
 2023 Federal Report Card
 LEONARD EVANS JR MIDDLE (043907045) - MCKINNEY ISD - COLLIN COUNTY

State ESSA Goals (Middle Schools)											
	All Students	African American	Hispanic	White	American Indian	Asian	Pacific Islander	Two or More Races	Econ Disadv	Special Educ	EL (Current & Former)
Academic Performance (At Meets											



Texas Education Agency
 2023 Federal Report Card
 LEONARD EVANS JR MIDDLE (043907045) - MCKINNEY ISD - COLLIN COUNTY

State ESSA Goals (Elementary Schools)											
	All Students	African American	Hispanic	White	American Indian	Asian	Pacific Islander	Two or More Races	Econ Disadv	Special Educ	EL (Current & Former)
Baseline Rates											49%
2022-23 through 2026-27											49%
2027-28 through 2031-32											51%
2032-33 through 2036-37											53%
2037-38											55%

Texas Education Agency
 2023 Federal Report Card
 LEONARD EVANS JR MIDDLE (043907045) - MCKINNEY ISD - COLLIN COUNTY

Part (i)(III) the indicators used to meaningfully differentiate all public schools in the State:

- a. Academic Achievement Indicator: STAAR Performance Status (Percent at Meets Grade Level or Above)
- b. Other Academic Indicator for Non-High Schools: STAAR Growth Status
- c. Graduation Rate: Federal Graduation Status
- d. ELP Indicator: English Learner Language Proficiency Status
- e. School Quality or Student Success (SQSS) Indicators: College, Career, and Military Readiness for High Schools and K-12s; Student Achievement Domain Score: STAAR only for All Other Schools without Annual Graduates

Part (i)(IV) the State's system for meaningfully differentiating all public schools in the State, including --
 (aa) the specific weight of the indicators in such differentiation

Campus Type	Indicator	Weight
Elementary and Middle Schools	Academic Achievement	

Texas Education Agency
2023 Federal Report Card
LEONARD EVANS JR MIDDLE (043907045) - MCKINNEY ISD - COLLIN COUNTY

(bb) the methodology by which the State differentiates all such schools. Total points for each component are determined by multiplying the percentage of evaluated indicators met by the corresponding weight and rounding to one decimal place. The Closing the Gaps domain score is the sum of the total points rounded to the nearest whole number and is further used to differentiate all public schools. See the accountability manual for details. [Chapter 4-2023 Closing the Gaps Domain](#)

(cc) the methodology by which the State differentiates a school as consistently underperforming for any subgroup of students. Texas uses the Closing the Gaps domain to identify campuses that have consistently under-performing student groups. A student group that misses the targets in at least the same three indicators, for three consecutive years, is considered 'consistently underperforming'. Any campus not identified for Comprehensive Support and Improvement (CSI) that has at least one consistently underperforming student group is identified for Targeted Support and Improvement (TSI). TSI identifies both Title I and non-Title I campuses. Data from 2019, 2022, and 2023 are considered consecutive years for 2023 TSI identification. See the accountability manual for details. [Chapter 10-2023 Identification of Schools for Improvement](#)



(dd) the methodology by which the State identifies a school for comprehensive support and improvement. Texas annually ranks all Title I campuses based on Closing the Gaps scaled scores. First, Texas determines the bottom five percent of Closing the Gaps outcomes by rank ordering the scaled scores of Title I campuses by schooltype - elementary, middle, high school/K-12, and alternative education accountability. Texas then determines which campuses fell in the bottom five percent for each school type. Title I campuses that rank in their school type's bottom five percent are identified for CSI. Any Title I campus identified for Additional Targeted Support (ATS) for three consecutive years will be identified for CSI the following school year.

Part (i)(V) the number and names of all public schools in the State identified by the State for comprehensive support and improvement or implementing targeted support and improvement plans. Campuses Identified for Support under the Every Student Succeeds Act (ESSA) for the 2022-2023 school year: [Comprehensive Support and Improvement Schools](#), [Targeted Support and Improvement Schools](#) and [Additional Targeted Support Schools](#).

Part (i)(VI) the exit criteria established by the State, including the length of years established. Campuses that do not rank in their school type's bottom five percent of the Closing the Gaps domain for two consecutive years and have Closing the Gaps domain scaled score by the end of the

Texas Education Agency
2023 Federal Report Card
LEONARD EVANS JR MIDDLE (043907045) - MCKINNEY ISD - COLLIN COUNTY





Texas Education Agency
 2023 Federal Report Card
 LEONARD EVANS JR MIDDLE (043907045) - MCKINNEY ISD - COLLIN COUNTY

		State	District	Campus	African American	Hispanic	White	American Indian	Asian	Pacific Islander	Two or More Races	Econ Disadv	Non Econ Disadv	CWD	CWOD	EL	Male	Female	Migrant	Homeless	Foster Care	Military
Mathematics	All Students	11%	23%	22%	10%	6%	33%	-	39%	-	11%	7%	29%	16%	23%	7%	22%	21%	-	*	-	-
	CWD																					






Texas Education Agency
2023 Federal Report Card

LEONARD EVANS JR MIDDLE (043907045) - MCKINNEY ISD - COLLIN COUNTY

	All Students	African American	Hispanic	White	American Indian	Asian	Pacific Islander	Two or More Races	Econ Disadv	CWD	EL



Texas Education Agency
 2023 Federal Report Card
 LEONARD EVANS JR MIDDLE (043907045) - MCKINNEY ISD - COLLIN COUNTY

- Indicates there are no students in the group.
- * Indicates results are masked due to small numbers to protect student confidentiality.
- € Ever in grades 9-12.

African

Part (iv): English Language Proficiency

This section provides information on the number and percentage of English learners achieving English language proficiency based on the 2023 TELPAS (Texas English Language Proficiency Assessment System) data. (EL: English learner)

Total EL in Class	Proficiency of EL	Rate of Proficiency
130	58	45%

- Indicates there are no students in the group.
- * Indicates results are masked due to small numbers to protect student confidentiality.
- € Indicates data reporting does not meet for Minimum Size.

Part (v): School Quality or Student Success (SQSS)

This section provides information on the other indicators of school quality or student success, which is college, career and military readiness (CCMR) for high schools and average performance rate of the three STAAR performance levels of all students, regardless of whether they were in the accountability subset, for elementary and secondary schools without a graduation rate. (CWD: children with disability; EL: English learner)

	All Students	African American	Hispanic	White						

Texas Education Agency
2023 Federal Report Card
LEONARD EVANS JR MIDDLE (043907045) - MCKINNEY ISD - COLLIN COUNTY

	All Students	African American	Hispanic	White	American Indian	Asian	Pacific Islander	Two or More Races	Econ Disadv	CWD	EL +
STAAR Performance Status											
Reading											
Interim Goals (2023-2027)	44%	32%	35%	59%	44%	74%	46%	56%	31%	19%	28%
Target Met	Y	Y	Y	Y		Y		Y	Y	Y	Y
Interim Goals (2028-2032)	53%	43%	46%	66%	53%	78%	55%	63%	43%	33%	40%
Target Met	Y	Y	Y	Y		Y		Y	Y	Y	Y
Interim Goals (2033-2037)	62%	54%	57%	73%	62%	82%	64%	70%	55%	47%	52%
Target Met	Y	Y	Y	Y		Y		Y	N	N	N
Long-Term Goals	72%	66%	68%	80%	72%	87%	73%	78%	66%	60%	64%
Target Met	Y	N	N	Y		Y		Y	N	N	N
Mathematics											
Interim Goals (2023-2027)	47%	32%	39%	61%	47%	85%	52%	56%	35%	21%	36%
Target Met	Y	Y	Y	Y		N		Y	Y	Y	Y
Interim Goals (2028-2032)	56%	43%	49%	68%	56%	88%	60%	63%	46%	34%	47%
Target Met	Y	N	N	Y		N		N	N	Y	N
Interim Goals (2033-2037)	65%	54%	59%	75%	65%	91%	68%	70%	57%	47%	58%
Target Met	N	N	N	Y		N		N	N	N	N
Long-Term Goals	74%	66%	70%	81%	74%	93%	76%	78%	68%	61%	68%
Target Met	N	N	N	N		N		N	N	N	N
English Learner Language Proficiency Status											
Interim Goals (2023-2027)											44%
Target Met											Y
Interim Goals (2028-2032)											46%
Target Met											Y
Interim Goals (2033-2037)											48%
Target Met											Y
Long-Term Goals											50%
Target Met											Y
Federal Graduation Status											
Interim Goals (2023-2027)	90.0%	86.3%	88.1%	93.8%	87.4%	96.7%	88.3%	90.8%	86.7%	79.7%	80%
Target Met											
Interim Goals (2028-2032)	92.7%	90.2%	91.4%	95.2%	90.9%	97.1%	91.5%	93.2%	90.5%	85.8%	86%
Target Met											
Interim Goals (2033-2037)	95.4%	94.1%	94.7%	96.6%	94.4%	97.5%	94.7%	95.6%	94.3%	91.9%	92%
Target Met											





OD	EL	Male	Female	Migrant
-	-	-	-	-
-	-	-	-	-



This section provides information on the per-pupil expenditures of federal, state, and local funds, including actual personnel expenditures and actual non-personnel expenditures, disaggregated by source of funds, for each school district and campus for the preceding fiscal year.

Part (xii): Statewide National Assessment of Educational Progress (NAEP)

This section provides results on the state academic assessments in reading and mathematics in grades 4 and 8 of the 2022 National Assessment of Educational Progress, compared to the national average of such results.

State Level: 2022 Percentages at NAEP Achievement Levels										
					% Below Basic	% At or Above Basic				

Part (xiv): Additional Information - Chronic Absenteeism

This section provides information on the Chronic Absenteeism per EDFacts definition: percent of unduplicated number of K - 12 students enrolled in a school for at least 10 days and absent for 10% or more days during the 2021-22 school year. (CWD: children with disability; EL: English learner)

	All Students	African American	Hispanic	White	American Indian	Asian	Pacific Islander	Two or More Races	Econ Disadv	CWD	EL
Chronic Absenteeism Rate	17%	22%	23%	13%	*	5%	-	16%	27%	30%	22%

- Indicates there are no students in the group.

* Indicates results are masked due to small numbers to protect student confidentiality.