










Bonds Issued (2000 Series)	12,500,000	12,500,000	0
Bonds Issued (2016 Series)	220,000,000	220,000,000	0
Land Sold	1,989,640	1,989,640	0



Project	Budget	Actual Expenditures	Encumbrances	Remaining
Grand Total	8,911,959	8,911,959	0	0
Stadium (2011 Construction Fund Only)	8,911,959	8,911,959	0	0
Payment to City (Sewer & Turn Lanes)	0	0	0	0
FF&E	0	0	0	0
Technology	0	0	0	0
Easements	0	0	0	0
Testing	515,128	515,128	0	0
Pre-Construction Services - Manhattan	37,500	37,500	0	0
Adv6 72432 0				



Glen Oaks	3,875,016	3,875,015	0	0
Consultant	92,200	92,200	0	0
HVAC	53,611	53,611	0	0
Refresh	3,729,205	3,729,205	0	0
FF&E	0	0	0	0
Inflation	0	0	0	0
Technology	0	0	0	0
Testing	0	0	0	0
Guaranteed Max Price (GMP)	0	0	0	0
Architectural & Engineering	0	0	0	0
MBHS Fine Arts	4,127,302	4,127,302	0	0
FF&E	10,546	10,546	0	0
Inflation	0	0	0	0
Technology	0	0	0	0
Testing	66,709	66,709	0	0
Guaranteed Max Price (GMP) & Refresh	3,803,645	3,803,645	0	0
Architectural & Engineering	246,402	246,402	0	0
CMS Fine Arts	3,855,108	3,855,108	0	0
FF&E	0	0	0	0
Inflation	0	0	0	0
Technology	0	0	0	0
Testing	51,750	51,750	0	0
Guaranteed Max Price (GMP) & Refresh	3,570,150	3,570,150	0	0
Architectural & Engineering	233,208	233,208	0	0
EMS Fine Arts	3,521,707	3,521,707	0	0
FF&E	0	0	0	0
Inflation	0	0	0	0
Technology	0	0	0	0
Testing	50,286	50,286	0	0
Guaranteed Max Price (GMP) & Refresh	3,260,017	3,260,017	0	0
Architectural & Engineering	211,404	211,404	0	0
Eddins	2,905,366	2,905,366	0	0
Consultant	86,973	86,973	0	0
HVAC	873,029	873,029	0	0
Refresh	1,945,364	1,945,364	0	0
Walker	2,964,326	2,914,962	49,364	0
Consultant	91,072	91,072	0	0
HVAC	886,282	886,282	0	0
Refresh	1,986,972	1,937,608	49,364	0
Wolford	4,081,688	4,081,688	0	0
Consultant	83,250	83,250	0	0
HVAC	1,159,832	1,159,832	0	0
Refresh	2,838,606	2,838,606	0	0
Malvern	4,383,440	4,331,565	51,875	0
Consultant	1,250	1,250	0	0
HVAC	1,224,397	1,224,397	0	0
Refresh	3,157,793	3,105,918	51,875	0
McNeil	4,256,319	4,225,238	31,081	0
Consultant	40,827	40,827	0	0
HVAC	1,121,574	1,121,574	0	0
Refresh	3,093,918	3,062,836	31,081	0
Caldwell	4,092,760	4,056,355	36,405	0
Consultant	80,000	80,000	0	0
HVAC	045,592			
