









Bonds Issued (2000 Series)	12,500,000	12,500,000	0
Bonds Issued (2016 Series)	220,000,000	220,000,000	0
Land Sold	1,989,640	1,989,640	0
Erate	2,123,568	2,123,568	0
Interest Earned	5,840,827	5,840,827	0
Other	5,305,693	5,305,693	0
Total	247,759,728	247,759,728	0

Project	Budget	Actual Expenditures	Encumbrances	Remaining
Grand Total	11,131,556	11,123,468	0	8,088
Stadium (16-17 General Operating Fund Only)	7,131,556	7,131,556	0	0
Payment to City (Sewer & Turn Lanes)	0	0	0	0
FF&E	0	0	0	0
Technology	0	0	0	0
Easements	0	0	0	0
Testing	0	0	0	0
Pre-Construction Services - Manhattan	0	0	0	0
Advent (Branding Contract)	0	0	0	0
Guaranteed Max Price (GMP)	0	0	0	0







Health, Safety & Security	3,828,178	3,814,071	14,107	0
AED's & Scanners	283,895	283,895	0	0
Cameras	2,151,093	2,136,987	14,107	0
Fire Alarms	187,653	187,653	0	0
Playground Equipment	541,104	541,104	0	0
Primus Locks	238,440	238,440	0	0
Sidewalks	425,993	425,993	0	0
HVAC, Roof, End of Life	14,815,451	10,300,742	4,395,053	119,657
2011 Program Facility Upgrades	1,406,503	1,406,503	0	0
Bad Weather	1,612,151	1,606,173	5,977	0
Vans, Trucks, Trailers, Buses	5,189,313	990,061	4,199,253	0
Carpet	87,400	87,400	0	0
Electrical	364,538	364,538	0	0
Equipment	0	0	0	0
Flooring	311,814	311,814	0	0
HVAC	93,345	93,345	0	0
ITE & GE	0	0	0	0
Lighting	349,293	349,293	0	0
Paint	145,068	140,480	4,588	0
Parking	1,306,483	1,306,483	0	0
Plumbing	141,965	141,965	0	0
Roof	1,291,885	1,291,885	0	0
Transformer	0	0	0	0
Wash Stations	0	0	0	0
Water Coolers	24,522	24,522	0	0
Facility Upgrades	2,474,384	2,169,494	185,235	119,656
Boilers	10,812	10,812	0	0
Wall Finish	5,975	5,975	0	0
Transportation & Fueling	2,848,635	2,848,635	0	0
Fees & Equipment	546,590	546,590	0	0
Fencing	0	0	0	0
Fueling Center	0	0	0	0
Inflation	0	0	0	0
Paving	2,302,045	2,302,045	0	0
Athletic Turfs	12,791,428	12,474,483	316,945	0
Athletic Turfs	12,791,428	12,474,483	316,945	0
Athletics Refresh (2016 Construction Fund Only)	4,865,987	4,554,495	311,493	0
Athletics Refresh	4,865,987	4,554,495	311,493	0
Fine Arts Refresh (2016 Construction Fund Only)	4,229,185	4,223,755	5,430	0
Fine Arts Refresh	4,229,185	4,223,755	5,430	0
Furniture Refresh (2016 Construction Fund Only)	3,738,215	3,722,254	15,961	0
Furniture Refresh	3,738,215	3,722,254	15,961	0
Di4-85961				