

# 2022-23 Texas Academic Performance Report (TAPR)

District Name: MCKINNEY ISD


District Number: 043907

This page is intentionally blank.











Texas Education Agency  
2022-23 STAAR Performance (TAPR)  
MCKINNEY ISD (043907) - COLLIN COUNTY

School Year	State	Region 10	District
----------------	-------	--------------	----------







Texas Education Agency  
2022-23 STAAR Performance (TAPR)  
MCKINNEY ISD (043907) - COLLIN COUNTY

School Year	State	Region 10	District	African American	Hispanic	White	American Indian	Asian	Pacific Islander	Two or More Races	Special Ed (Current)	Special Ed (Former)	Continuously Enrolled	Non-Continuously Enrolled	Econ Disadv
-------------	-------	-----------	----------	------------------	----------	-------	-----------------	-------	------------------	-------------------	----------------------	---------------------	-----------------------	---------------------------	-------------

Texas Education Agency  
 2022-23 Progress (TAPR)  
 MCKINNEY ISD (043907) - COLLIN COUNTY

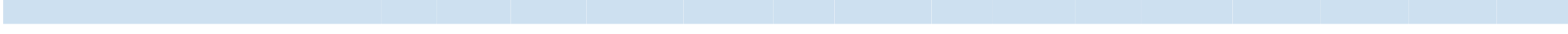

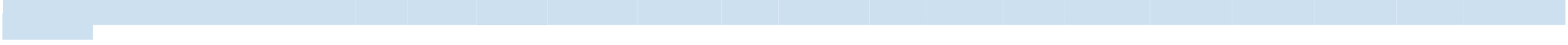

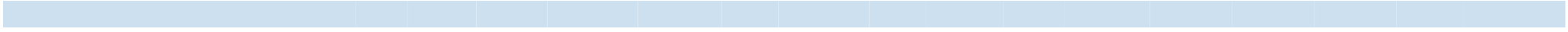
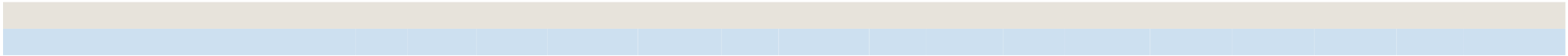
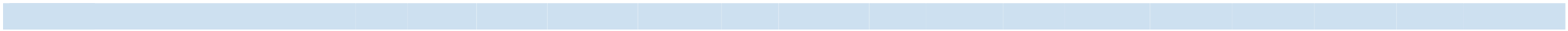

	School Year	State	Region10	District	African American	Hispanic	White	American Indian	Asian	Pacific Islander	Two or More Races	Special Ed (Current)	Special Ed (Former)	Continuously Enrolled	Non-Continuously Enrolled	Econ Disadv	EB/EL (Current & Monitored)
School Progress - Annual Growth by Grade and Subject																	
Grade 4 ELA/Reading	2023	55%	57%	60%	56%	55%	53%	0%	74%	-	59%						


Texas Education Agency  
2022-23 Bilingual Education/English as a Second Language (Current EB Students/EL) (TAPR)  
MCKINNEY ISD (043907) - COLLIN COUNTY

The table area consists of a blue header row at the top, followed by a light beige horizontal bar. Below this, there are several more light beige horizontal bars, each representing a row in the table. The table is currently empty of data.

Texas Education Agency  
2022-23 Bilingual Education/English as a Second Language (Current EB Students/EL) (TAPR)  
MCKINNEY ISD (043907) - COLLIN COUNTY







African




American  
Indian

Asian

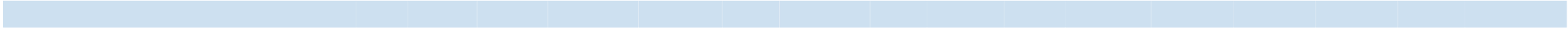

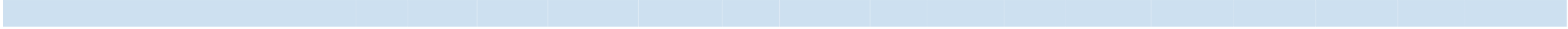
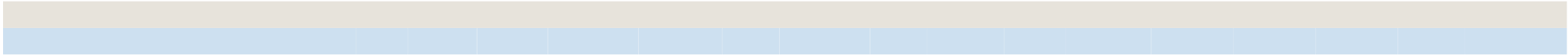
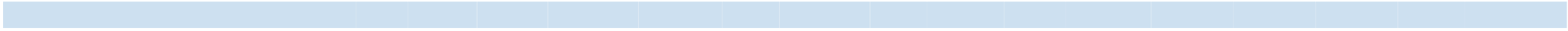
Pacific  
Islander

Two  
or  
More  
Races




35ET BT)TJ E 1 5 T/TT3 9.09 314975.23 493.53636 (One)Tj















Texas Education Agency  
 College, Career, and Military Readiness (CCMR) (TAPR)  
 MCKINNEY ISD (043907) - COLLIN COUNTY



21.3%

	African American	Hispanic	White	American Indian	Asian	Pacific Islander	Two or More Races	Special Ed	Econ Disadv	EB/EL			
College, Career, and Military Ready Graduates (Student Achievement)													
(Annual Graduates)													
	47.9%	51.3%	72.6%	75.0%	75.9%	*	68.3%	77.3%	43.4%	27.9%			
	45.1%	53.7%	76.2%	76.9%	87.6%	*	59.6%	65.2%	45.5%	37.7%			
College Ready Graduates													
(Annual Graduates)													
2021-22	52.9%	54.8%	56.7%	34.4%	41.8%	68.6%	75.0%	73.2%	*	61.9%	8.7%	30.6%	10.5%
2020-21	52.7%	55.3%	60.9%	35.1%	46.3%	72.3%	69.2%	82.9%	*	52.6%	7.6%	36.7%	16.9%
TSI Criteria Graduates in English Language Arts (Annual Graduates)													
2021-22	57.1%	57.9%	65.0%	44.8%	50.8%	76.9%	62.5%	75.0%	*	68.3%	12.8%	39.2%	11.6%
2020-21	56.1%	58.4%	69.1%	49.3%	51.7%	80.5%	76.9%	85.7%	*	64.9%	12.0%	44.4%	18.2%
TSI Criteria Graduates in Mathematics (Annual Graduates)													
2021-22	48.2%	48.4%	50.5%	29.5%	37.1%	60.7%	75.0%	75.0%	*	47.6%	11.6%	28.5%	14.0%
2020-21	45.7%	46.2%	57.7%	36.6%	42.9%	67.7%	61.5%	82.9%	*	49.1%	10.1%	35.2%	18.2%
TSI Criteria Graduates in Both Subjects (Annual Graduates)													
2021-22	42.2%	42.7%	46.1%	25.3%	31.2%	57.7%	62.5%	66.1%	*	44.4%	7.0%	21.7%	5.8%
2020-21	40.4%	41.7%	53.3%	29.5%	37.9%	64.5%	53.8%	77.1%	*	43.9%	5.7%	28.1%	13.0%
AP / IB Met Criteria in Any Subject (Annual Graduates)													
2021-22	20.5%	25.8%	37.0%	20.5%	24.1%	45.5%	37.5%	60.7%	*	41.3%	2.9%	17.2%	5.8%
2020-21	21.3%	26.9%	38.3%	18.7%	26.5%	46.0%							



Texas Education Agency  
 2022-23 College, Career, and Military Readiness (CCMR) (TAPR)  
 MCKINNEY ISD (043907) - COLLIN COUNTY

Academic Year	State	Region 10	District	African American	Hispanic	White	American Indian	Asian	Pacific Islander	Two or More Races	Special Ed	Econ Disadv	EB/EL
2020-21	18.4%	14.9%	0.5%	0.0%	0.7%	0.6%	0.0%	0.0%	*	1.8%	0.6%	0.9%	2.6%
Graduates													



Texas Education Agency  
 2022-23 CCMR-Related Indicators (TAPR)  
 MCKINNEY ISD (043907) - COLLIN COUNTY

	Academic Year	State	Region 10	District	African American	Hispanic	White	American Indian	Asian	Pacific Islander	Two or More Races	Special Ed	Econ Disadv	EB/EL
TSIA Results (Graduates >= Criterion) (Annual Graduates)														
Reading	2021-22	22.8%	17.8%	7.9%	10.4%	7.8%	7.3%	12.5%	7.1%	*	7.9%	4.1%	7.7%	1.2%
	2020-21	25.9%	21.6%	6.1%	6.3%	5.2%	6.2%	15.4%	3.8%	*	10.5%	1.9%	4.5%	2.6%
Mathematics	2021-22	18.7%	13.9%	8.7%	8.3%	9.5%	7.9%	25.0%	12.5%	*	6.3%	2.9%	7.2%	7.0%
	2020-21	19.4%	15.1%	7.3%	6.3%	6.3%	7.3%	15.4%	11.4%	*	8.8%	2.5%	5.6%	6.5%
BothSubjects	2021-22	12.6%	8.3%	3.3%	3.5%	3.2%	3.2%	12.5%	3.6%	*	4.8%	1.2%	2.3%	1.2%
	2020-21	14.4%	10.7%	3.1%	1.9%	2.9%	3.4%	7.7%	2.9%	*	3.5%	0.6%	2.6%	1.3%
Completed and														









Texas Education Agency  
2022-23 Student Information (TAPR)  
MCKINNEY ISD (043907) - COLLIN COUNTY


--	--	--	--	--	--	--	--	--	--


--	--	--	--	--	--	--	--	--	--

--	--	--	--	--	--	--	--	--	--

--	--	--	--	--	--	--	--	--	--

Texas Education Agency  
 2022-23 Student Information (TAPR)  
 MCKINNEY ISD (043907) - COLLIN COUNTY

Student Information	----- Membership -----				----- Enrollment -----			
	---- District ----		----- State -----		---- District ----		----- State -----	
	Count	Percent	Count	Percent	Count	Percent	Count	Percent
Students w/ Dyslexia	2,173	9.4%	302,409	5.5%	2,174	9.3%	302,615	5.5%
Foster Care	25	0.1%	13,415	0.2%	25	0.1%	13,453	0.2%
Homeless	314	1.4%	72,534	1.3%	316	1.4%	72,654	1.3%
Immigrant	545	2.4%	122,390	2.2%	546	2.3%	122,504	2.2%
Migrant	0	0.0%	13,769	0.3%	0	0.0%	13,810	0.3%
Title I	3,766	16.3%	3,555,650	64.6%	3,825	16.4%	3,563,890	64.6%
Military Connected	1,275	5.5%	199,203	3.6%	1,276	5.5%	199,325	3.6%
At-Risk	7,386	31.9%	2,935,164	53.3%	7,405	31.7%	2,938,753	53.3%



Texas Education Agency  
 2022-23 Student Information (TAPR)  
 MCKINNEY ISD (043907) - COLLIN COUNTY

Student Information	-Non-Special Education Rates-		-Special Education Rates-	
	District	State	District	State
Retention Rates by Grade:				
Kindergarten	1.4%	1.5%	4.8%	4.5%
Grade 1	0.6%	2.5%	0.6%	3.6%
Grade 2	0.4%	1.6%	0.9%	2.0%
Grade 3	0.4%	0.8%	0.3%	0.9%
Grade 4	0.2%	0.5%	0.3%	0.5%
Grade 5	0.1%	0.3%	0.6%	0.4%
Grade 6	0.1%	0.3%	0.0%	0.4%
Grade 7	0.1%	0.4%	0.0%	0.5%
Grade 8	0.2%	0.4%	0.0%	0.5%
Grade 9	5.5%	8.7%	18.1%	12.6%

	---- District ----		----- State -----	
	Count	Percent	Count	Percent
Data Quality:				
Underreported Students	2	0.0%	7,322	0.3%

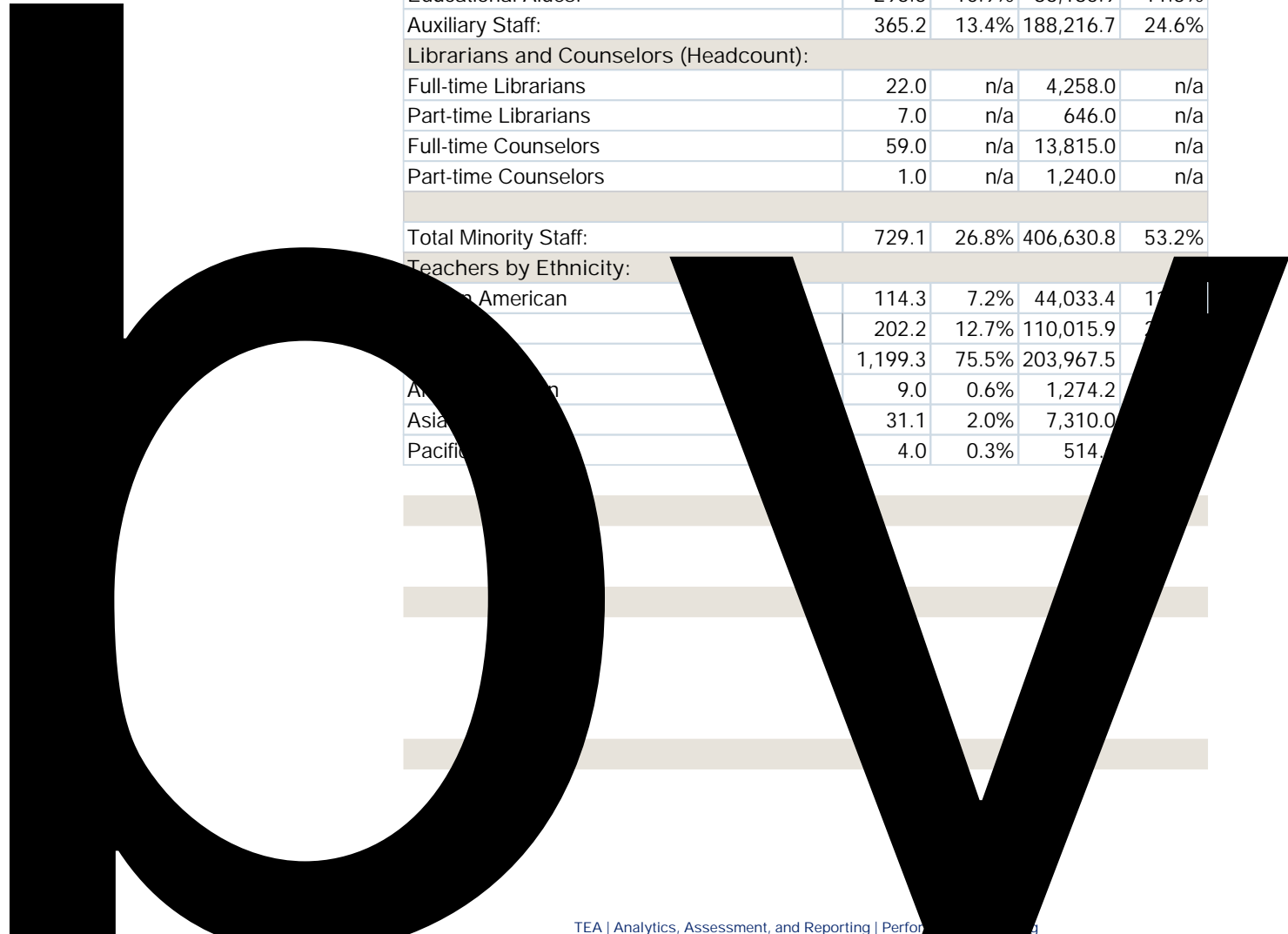
Class Size Averages by Grade and Subject  
 (Derived from teacher responsibility records):

Class Size Information	District

--	--

Texas Education Agency  
 2022-23 Statewide Report (TAPR)  
 MCKINNEY ISD (043907) - COLLIN COUNTY

Staff Information	----- District -----		----- State -----	
	Count	Percent	Count	Percent
Total Staff	2,717.5	100.0%	763,729.4	100.0%
Professional Staff:	2,055.8	75.7%	489,326.8	64.1%
Teachers	1,589.4	58.5%	371,646.7	48.7%
Professional Support	286.6	10.5%	82,878.8	10.9%
Campus Administration (School Leadership)	129.8	4.8%	25,300.5	3.3%
Central Administration	50.0	1.8%	9,500.8	1.2%
Educational Aides:	296.5	10.9%	86,185.9	11.3%
Auxiliary Staff:	365.2	13.4%	188,216.7	24.6%
Librarians and Counselors (Headcount):				
Full-time Librarians	22.0	n/a	4,258.0	n/a
Part-time Librarians	7.0	n/a	646.0	n/a
Full-time Counselors	59.0	n/a	13,815.0	n/a
Part-time Counselors	1.0	n/a	1,240.0	n/a
Total Minority Staff:	729.1	26.8%	406,630.8	53.2%
Teachers by Ethnicity:				
American Indian or Alaska Native	114.3	7.2%	44,033.4	17.0%
Hispanic/Latino	202.2	12.7%	110,015.9	43.7%
Black or African American	1,199.3	75.5%	203,967.5	80.3%
Asian	9.0	0.6%	1,274.2	0.5%
Pacific Islander	31.1	2.0%	7,310.0	2.9%
Two or more races	4.0	0.3%	514.7	0.2%



Texas Education Agency  
 2022-23 Staff Information (TAPR)  
 MCKINNEY ISD (043907) - COLLIN COUNTY

Staff Information	---- District ----		----- State -----	
	Count	Percent	Count	Percent
21-30 Years Experience	260.7	16.4%	49,550.0	13.3%
Over 30 Years Experience	20.0	1.3%	10,867.4	2.9%
Number of Students per Teacher	14.6	n/a	14.8	n/a

Staff Information	District	State
Experience of Campus Leadership:		
Average Years Experience of Principals	8.2	6.1
Average Years Experience of Principals with District	8.0	5.3
Average Years Experience of Assistant Principals	7.3	5.2
Average Years Experience of Assistant Principals with District	5.8	4.4
Average Years Experience of Teachers:	12.4	11.0
Average Years Experience of Teachers with District:	7.7	6.9
Average Teacher Salary by Years		

Texas Education Agency  
2022-23 Staff Information (TAPR)  
MCKINNEY ISD (043907) - COLLIN COUNTY

	----- District -----		----- State -----	
Designation	Headcount	Average Payout	Headcount	Average Payout
Teacher Incentive Allotment:				
Recognized	-	-	5,474	\$5,974
Exemplary	*	*	4,862	\$11,898
Master	-	-	2,224	\$21,920

	----- District -----		----- State -----	
Program Information	Count	Percent	Count	Percent
Teachers by Program (population served):				
Bilingual/ESL Education	84.7	5.3%	22,050.2	5.9%
Career and Technical Education	43.3	2.7%	19,907.7	5.4%
Compensatory Education	6.0	0.4%	11,928.5	3.2%
Gifted and Talented Education	34.3	2.2%	6,181.8	1.7%
Regular Education	1,238.9	78.0%	262,398.5	70.6%
Special Education	179.2	11.3%	36,110.2	9.7%
Other	3.0	0.2%	13,069.7	3.5%

- Indicates there is no data for the item.

\* Indicates results are masked due to small numbers.

\*\* When only one student disability or assessment group is masked, then the second smallest student disability or assessment group is masked regardless of size.

n/a Indicates data reporting is not applicable for this group.

? Indicates that the data for this item were statistically improbable or were reported outside a reasonable range.

Link to: [PEIMS Financial Standard Reports 2021-22 Financial Actual Report](#)

(To open link in a new window, press the "Ctrl" key and click on the link.)